

***EVAmerica* CATALOG**
COMPONENTS AND SERVICES
FALL 2010

ELECTRIC DRIVE SYSTEMS FOR.....



Cars & Trucks



Industrial – Airport Tug



Electric Boats & Sailboat Auxiliary



Organic Farm Tractors

ELECTRIC VEHICLES OF AMERICA, INC.
P.O. BOX 2037 16 LEHNER STREET
WOLFEBORO, NH 03894
(603) 569-2100 (603) 569-2115 FAX
Sales@EVAmerica.com
www.EVAmerica.com

EVA “Customer Service is No.1 !”

EVA COMPONENTS AND SERVICES

TABLE OF CONTENTS

SECTION	Page
<i>1.0 Introduction</i>	<i>4</i>
<i>2.0 DC Motors</i>	
<i>2.1 Industrial Motors</i>	<i>7</i>
<i>2.2 EV Motors</i>	<i>8</i>
<i>3.0 Motor Controllers</i>	
<i>3.1 Series MotorControllers</i>	<i>9</i>
<i>4.0 Other Drive System Components</i>	
<i>4.1 Albright Contactors</i>	<i>13</i>
<i>4.2 Battery System</i>	<i>15</i>
<i>4.3 Battery Chargers</i>	<i>16</i>
<i>4.4 Wiring, Cable, and Lugs</i>	<i>18</i>
<i>4.5 Adaptor Plates Couplings</i>	<i>18</i>
<i>5.0 Instrumentation</i>	
<i>5.1 Westberg Ammeters and Voltmeters</i>	<i>20</i>
<i>5.2 Curtis Fuel Gauges</i>	<i>21</i>
<i>5.3 ElCon Fuel Gauges</i>	<i>21</i>
<i>6.0 Safety Components</i>	
<i>6.1 Power Brakes</i>	<i>22</i>
<i>6.2 DC-DC Converters</i>	<i>22</i>
<i>6.3 1st Inertia Switch</i>	<i>23</i>
<i>6.4 Anderson Disconnect</i>	<i>23</i>
<i>6.5 Fuses</i>	<i>23</i>
<i>7.0 EV Conversions</i>	
<i>7.1 Truck Conversions</i>	<i>24</i>
<i>7.2 Automobile Conversions</i>	<i>26</i>
<i>7.3 Light-Weight Evs</i>	<i>26</i>
<i>7.4 Electric Boats, Sailboat Auxiliaries, Bassboats.....</i>	<i>27</i>
<i>7.5 Industrial</i>	<i>28</i>
<i>7.5 Prototypes</i>	<i>28</i>

8.0 Commercial Conditions	
8.1 Prices of EVA Components	29
8.2 Shipping	37
8.3 Warranty	37
8.4 Disclaimer	37
8.5 Returns	37
9.0 EVA Documentation	
9.1 EVA Installation Manual	38
9.2 EVA Video	38
9.3 “EVAmerica” Newsletter	38
10.0 EVA Services	
10.1 Technical Support	39
10.2 Tool Rental	39
10.3 Credit Cards Accepted	39
10.4 Other Forms of Payment	39
APPENDICES	
A Experience	40
B Designing Your EV	
B.1 Design Criteria	41
B.2 Selecting A Vehicle	42
B.3 Selecting Components	42
B.4 Finalizing Your Design	43
B.5 Building Your EV	43

SECTION 1.0 INTRODUCTION

Mission Statement

Thank you for your interest in *Electric Vehicles of America, Inc. (EVA)*; our mission is:

- To serve the Customer with **quality components** at a **reasonable price**.
- To provide **One Stop shopping** for Electric Vehicle Drives!
- To provide **Engineering Services** to help you succeed.

OverView – Our Manufacturers/Suppliers

Our major manufacturers and product lines include:

Advanced DC Motors

2-30 HP 24-144V
Motor Diameters 6.7” – 8.0” -9.1”
UL Approved

Albright Contactors – Hundreds to choose from including

SW-80 Series (100 amps continuous)
SW-180 Series (150 amps continuous)
SW-200 Series (250 amps continuous)

ALLTrax Controllers

24 – 72V 300 – 600A
Programmable using RS-232 serial to PC
Epoxy potted for maximum environmental protection

Anderson Power Connectors

SB-50 for low ampage connections
SBX-175 for low voltage connections
SBX-350 for high voltage connections

Bussman Fuses

ANN Fuses for 0-80 V systems

Curtis Instruments

Hour Meters

Curtis PMC Controllers

Series Motor Controllers (24-144V)

Sepex Motor Controllers (24-80V)

ElCon Fuel Gauges

48V – 144V

evnetics

Series Motor Controller - Soliton 1

Kilovac Contactors

EV200AAANA (500 amps continuous)

Littelfuse

L25S Fuses for higher voltage systems

Merritt Controls

Pro-4 Joystick – We have spring loaded and friction brake

NetGain Motors

18-42 HP 72-240V

Motor Diameters 9.1” – 11” – 11” HV – 13”

NetGain Controllers

Series Motor Controllers (24-360V)

PFC Chargers

Dual Input Voltage

Programmed for your specific battery

Quick Charge Chargers

115V – 230V Input

Good for most lead-acid batteries

RTC MachineCompany

Adaptor Plates & Couplings

Clutchless Design

Trojan Batteries

Golf cart, Marine, & Industrial Batteries

Westberg Manufacturing

Ammeters, Voltmeters

Zivan Battery Chargers

900 watts – 4800 watts

115V – 230V Input

Programmed for your specific battery

*This Catalog is fastest way to introduce **Electric Vehicles of America, Inc. (EVA)** and the quality products that we distribute. As your project develops, you will need additional information. We can fax or email Manufacturers' data sheets, drawings, and more.*

Our objective is to ensure that your battery-powered vehicles operates reliably and safely.

So let's get started!

*Bob Batson
President
Electric Vehicles of America, Inc.*

SECTION 2.0 DC MOTORS

2.1 Industrial Motors



Advanced Motors and Drives (www.ADCMotors.com) manufactures Series and Separately Excited Motors to meet the requirements for material handling, golf cart, mining industry, and others.



NetGain Motors (www.go-ev.com) manufactures High Performance and High Voltage Series motors to meet the requirements for Electric Cars, Trucks, Ground Support Equipment, and Industrial applications.


Hi Performance Electric Vehicles Systems (www.hpevs.com) develops and manufactures AC drive systems for golf cars, industrial/utility carts, neighborhood electric vehicles as well as cars and truck to achieve maximum distance, power and efficiency.

Series Motors are frames sizes from 4.5" (114mm) to 13" (330mm) diameter; voltages to 240V. Pump Motors and Traction Motors. HP varies from 0.5 HP to 42 HP continuous. All motors are produced to meet class "H" temperature ratings and all ADC motors UL approved.

After market parts are also available. To discuss your application, call (603) 569-2100.

2.2 EV Motors

Advanced DC Motors and NetGain Motors offer series wound DC motors specifically designed for EV applications with high efficiency and peak performance. Motors range from 24-280 V and 2-42 HP continuous. Peak horsepower is 2-3 times continuous. Motor Curves are available via fax or email. See the Table below to select your motor and controller.



Continuous Rating is important because it typically identifies the point of maximum efficiency. The following tables list the continuous horsepower for the most popular Advanced DC Motors.

DC Motors										
Continuous Horsepower vs. Voltage										
<u>Series Motor</u>	<u>Lower Voltages</u>									
	24	36	48	60	72	96	108	120	144	160
A00-4009	2	4	6	10	12					
K91-4003			5	6	8	10				
L91-4003					12	14				
X91-4001					10	12	14	16	20	
203-06-4001A					16	19	22	26		
FB1-4001A					18	21	23	28	30	
WarP 9					18	21	23	28	30	32
WarP 11					22	26	30	34	39	42
Warp 11HV										Being Evaluated
WarP 13										Being Evaluated

Peak Horsepower is **2-3 times the continuous rating** and in most cases, the controller limits the peak horsepower of the motor. Therefore, to determine the peak horsepower for the controller, the following formula is used:

$$\text{Horsepower} = (\text{Voltage} \times \text{Amperage} \times \text{Efficiency}) / 746$$

SECTION 3.0

MOTOR CONTROLLERS

3.1 Series Motor Controllers

ALLTrax CONTROLLERS

www.alltraxinc.com



Application

Series DC Motors

Frequency 18 Khz

Throttle Input 0-5000 ohms

Key Input Voltage 8V-1.5x Max

Quiescent Current < 25 mA

Thermal Cutback Begins at 75C, 90C shutdown

Programming RS-232 serial to host PC running freeware Windows Interface

Programmable Functions

Throttle ramp profile, throttle response rate, plug brake on/off, plug brake current

High Pedal Disable on/off, battery undervoltage and overvoltage cutback,

Maximum input & output current in 5A increments.

Construction

All drives are epoxy potted in an extruded aluminum case for maximum environmental and vibration protection. All three control inputs are fault tolerant to rated input voltage. AXE-xxx4 series matches Curtis 1204 footprint & size. AXE-xxx5 series matches Curtis 1205 footprint & size. 2 year warranty.

Available ALLTrax Models

<u>Model</u>	<u>Battery Voltage</u>	<u>Current Limit</u>	<u>2 Minute Rating</u>	<u>5 Minute Rating</u>	<u>1 Hour Rating</u>
AXE-2444	12-24	400	400	350	200
AXE-4834	24-48	300	300	200	125
AXE-4844	24-48	400	400	300	150
AXE-4845	24-48	400	400	300	175
AXE-4855	24-48	500	500	350	250
AXE-4865	24-48	650	650	400	250
AXE-7234	24-72	300	300	200	125
AXE-7245	24-72	450	450	350	200

The above models are also available with plug braking, for example AXE-4834P. AXE controllers can be configured to match your requirements and are being offered as replacements for discontinued Curtis controllers.

CURTIS PMC CONTROLLERS

www.CurtisInst.com)



Curtis controllers are designed for permanent magnet and series wound motors with voltages from 12-144 V. Features include:

*Current Multiplication
High Speed switching
Current Limitation*

*High Pedal Protection
Low Voltage Protection
Runaway Protection*

**Most Popular Curtis Controller
Selection by Voltage
(maximum amperage shown)**

<u>Series Controller</u>	<u>Voltage</u>								
	24	36	48	60	72	96	108	120	144
1209B-6402			400	400	400				
1221C-7401					400	400	400	400	
1231C-7701					550	550	550	550	
1231C-8601						500	500	500	500

Curtis makes over 1000 different controllers; the above models are the most popular series controllers.

Potboxes

The accelerator potentiometer or potbox translates the mechanical movement of the accelerator pedal to an electrical control signal to the controller. Curtis has a wide range of potboxes. The standard PB-6 is right hand operation; the PB-9 is left hand. The PB-6 and PB-9 come with a micro-switch.

The Magura Twist Grip Throttle and the Footpedal Potbox (FP-2, FP-6, etc) are also available.

EVNETICS CONTROLLER

www.evnetics.com



Designed by a four person team with interlocking and complementary expertise, the Soliton 1 controller is another example of a quality product made in the USA. This controller handles anything from 10V up to 300V nominal. With liquid cooling, it has a

continuous rating of 1000 amps. Among the many features it has is battery pack protection, “limp home” mode, motor voltage protection, smooth starts, and adjustable acceleration. It requires the use of a 0-5V pot, which we supply for your convenience.

NETGAIN CONTROLLERS
www.ngcontrols.com



The WarP Drive controllers are designed for high-voltage, high-amperage series systems. The base system is designed for 1000 amps continuous at 160V. This unit is upgradeable to both higher voltages as well as a higher continuous amperage without having the unit send in! You can purchase an upgrade to 260V or to 360V and stay at the 1000 amps, or you can purchase an upgrade to 1200 amps or 1400 amps and stay at the 160V. You can also purchase upgrades all the way up to 360V and 1400 amps. All WarP Drive controllers feature CANbus connectivity for endless possibilities.

	<u>Voltages</u>		
	<u>160V</u>	<u>260V</u>	<u>360V</u>
Available Amperages	1000	1000	1000
Maximum	1200	1200	1200
	1400	1400	1400

The 160V controllers can be used with Advanced DC Motors and NetGain Motors. The 260V and 360V controllers are designed for use with the NetGain 11HV motor.

Some features include:

- | | |
|---------------------------|---|
| <i>OEM Quality</i> | <i>Variable DC Voltage Input / Output</i> |
| <i>Liquid Cooling</i> | <i>Variable Current Input / Output</i> |
| <i>Temperature Safety</i> | <i>Hall Effect Pedal Input</i> |

The NetGain controllers require the HETA or HEPA as input devices.

SECTION 4. 0

OTHER DRIVE SYSTEM COMPONENTS

4.1 CONTACTORS

ALBRIGHT CONTACTORS

www.albright.co.uk

Contactors are essential in any EV to isolate the Battery System from the Drive System. They are essential for safety. Contactors must be selected based on voltage and amperage of the controller as well as experience.



Albright Contactors are required to turn the high voltage system on and off. Contactors come with magnetic blowouts for on-road Evs and with protected enclosures for marine applications. Albright makes several hundred different contactors. We stock the most popular for immediate delivery. These include on/off and Forward/Reverse contactors.

The contactors typically are separated by the following series:

<u>Series</u>	<u>Max Voltage</u>	<u>Continuous Current</u>	<u>Fault Current</u>
SW-80 Series	48-96V	100 amp	800 amps@96V
SW-180 Series	96 V	150 amp	1000 amp@96V
SW-190 Series	120 V	150 amp	600 amp@120V
SW-200 Series	96V	250 amp	1500 ap@96V

KILOVAC CONTACTORS



The Kilovac Contactor is recommended for Higher Voltage System, typically greater than 144V.

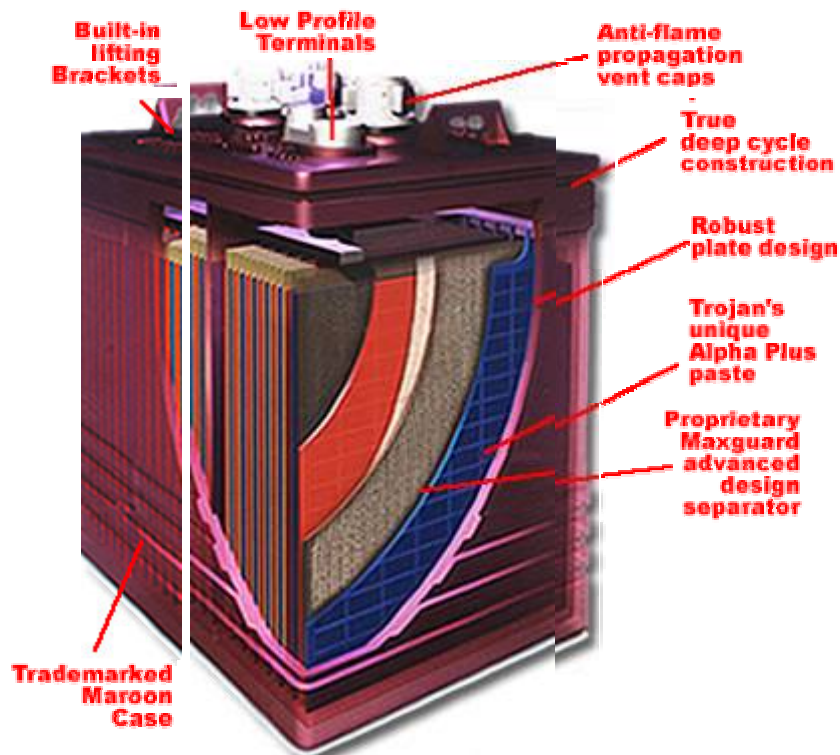
<i>Operating Voltage</i>	<i>12-900V</i>
<i>Continuous Current</i>	<i>500A</i>
<i>Break Current at 320VDC</i>	<i>2000A , 1 cycle</i>
<i>Mechanical Life</i>	<i>1million cycles</i>
<i>Model EV200AAANA</i>	

4.2 BATTERY SYSTEM

Trojan Batteries

www.Trojan-Battery.com

Electric Vehicles of America, Inc. works with the Trojan Master Distributors/ dealers across the country in order to provide our customers a complete system with local delivery.



Trojan batteries provide long life, have a greater water reservoir, and are quality constructed. EVA customers have achieved 18,000 -20,000 miles on a set of T-145 batteries. Battery life is directly related to how they are used and maintained. EVA will gladly help you select the best battery for your application and vehicle.

These are the most popular wet batteries:

<i>Battery</i>	<i>Voltage</i>	<i>Weight (lbs)</i>	<i>Minutes @75amps</i>	<i>Dimensions (inches)*</i>		
				<i>Length</i>	<i>Width</i>	<i>Height</i>
<i>T-105</i>	6	61	105	10-3/8	7-1/8	11-1/4
<i>T-125</i>	6	66	125	10-3/8	7-1/8	11-1/4
<i>T-145</i>	6	72	145	10-3/8	7-1/8	11-1/2
<i>T-875</i>	8	63	75	10-3/8	7-1/8	11-1/4
<i>SCS225</i>	12	66	57	13-1/4	6-13/16	9-3/4
<i>30XHS</i>	12	66	57	13-1/4	6-13/16	9-3/4
<i>T-1275</i>	12	82	70	12-7/8	7	10-7/8

** Height dimension may vary with terminal*

4.3 CHARGERS


Quick Charge (115VAC and 230VAC)

www.QuickCharge.com



Quick Charge Chargers are low cost and versatile in charging various types of batteries. This charger is made in the US and carries a 3-year warranty. It shows percent charged instead of colored LED's. It is user-programmable for virtually all lead acid batteries. The 115VAC version is a sealed unit. They also have a 230VAC unit and a dual voltage unit, 115VAC / 230V.

PFC Chargers



These chargers are fairly new to the market. There are many versions from 1500 watts up to 5000 watts. All models are designed to be dual voltage input (115 VAC and 230 VAC). These PFC chargers are programmed specifically for battery voltage and model used. These units are made in China, but are distributed by Electric Conversions in the US. They come with a 1-year warranty.

Zivan Chargers (On-Board or Off-Board)

www.zivan.com



Zivan NG Chargers are fully automatic chargers and compact enough to be on-board. Many models to chose from with 115 VAC or 230 VAC capability. 230 VAC provides a faster and more complete charge. If the battery pack weight is greater than 1000 lbs; 230 VAC is recommended for charging. These chargers are programmed for your specific battery pack to provide the best charge. These are our most popular charger!

4.4 WIRING, CABLE, and LUGS

www.QuickCable.com

Our lugs are plated and 80 percent heavier than standard lugs. This minimizes the resistance and improves range. One customer got a 30 percent increase in range just by switching to our lugs!

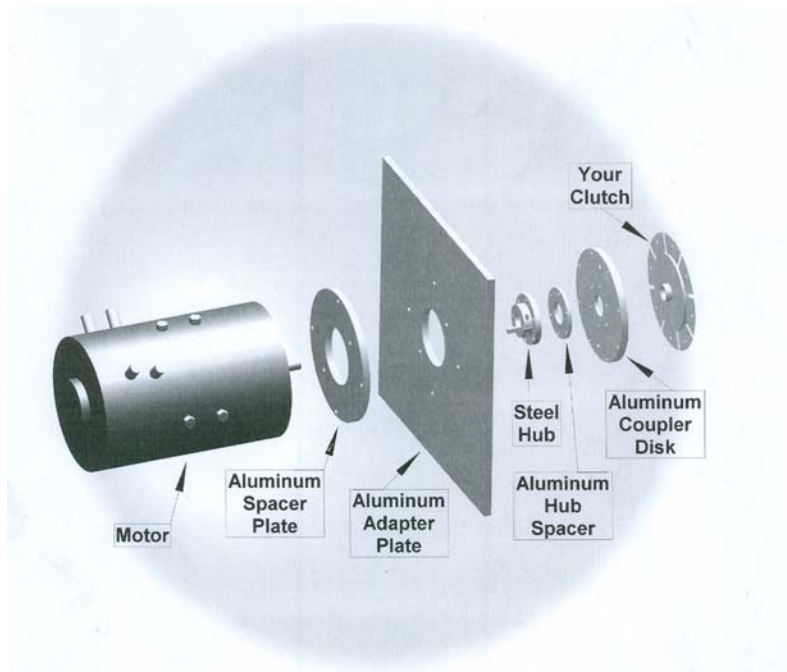
Our design uses flexible welding cable (recommended in orange but also available in black and red), heavy duty plated lugs, heat shrink with sealant, and industrial crimping tools. Only the best!

Why spend thousands on an efficient motor and controller only to lose that energy in poor connections!

4.5 ADAPTOR PLATES AND COUPLINGS

Clutchless Designs by RTC Machine Company

EVA offers clutchless adaptors for the conversion of electric cars and trucks. These standard designs use a generic aluminum adaptor plate (1/2 inch thick x 18 ins sq) with 1/2 inch aluminum spacers. These are machined to match the specific motor. An alignment tool is used to center the adaptor plate to the bell housing. Then one can transfer the hole pattern and shape from the bell housing to the adaptor plate.



Adaptor Plates and Couplings (Clutchless Design)

Our unique clutchless design allows easy conversion of all vehicles. The design eliminates the clutch and the flywheel and uses a direct drive to the transmission. This

minimizes weight and potential overspeeding of the motor. Gear changes can be made because there is no inertia to the electric motor. This design facilitates the conversion of vehicles that had an automatic transmission, because the clutch does not have to be installed. The Coupling uses a stainless steel coupling body with an aluminum disk for mounting the clutch disk of the vehicle. The use of the clutch disk allows the springs to accept the initial shock of the motor, and the splines allow a perfect match to your vehicle.

*Adaptor Plates and Couplings (Clutch Design)
Please call so we can discuss your requirements.*

*For details, review Tech Paper “**EVA Clutchless Design**” at www.EVAmerica.com/page814.html.*

SECTION 5.0 INSTRUMENTATION

Instrumentation is essential to help you drive efficiently. Without instrumentation, you cannot assess the benefit of minor improvements or the performance of the design.

5.1 Westberg Ammeters and Voltmeters



Automotive style meters (2 inch) are our standard which are backlit.

Our stock meters are:

Voltmeters

20-60V

0-100V

60-160V

80-180V

Ammeters

0-200

0-400

0-500

Ammeters require a shunt specific for the amperage. For example, a 500 amp meter requires a 500 amp 50mV shunt. The shunt is a calibrated resistance. The 50 mV identifies the resistance at a fixed amperage.

Special meters can be made for your specific requirements.

5.2 Curtis Fuel Gauges

900R Meters



Curtis fuel gauges identify the status of your battery pack. With 10 LED increments, driving confidence is gained. The 900R is directly connected to the battery pack as a simple two wire connection. The 900R Curtis fuel gauge is for wet lead acid batteries.

enGage II with Hour meter



The enGage II is designed for operation between 24-48V and is programmable for the specific battery. The Hour Meter keeps track of the operating time of the vehicle. This is beneficial for many applications, such as electric boats, tractors, etc.

5.3 ElCon Fuel Gauge



This is a Chinese version of the Curtis 900R series. This fuel gauge is available from 48V up to 120V.

SECTION 6.0

SAFETY COMPONENTS

EVA is the Leader in EV Safety using

6.1 POWER BRAKES

Vacuum Equipment is required to maintain your power-assisted brakes. The 12V Gast pump operates automatically thru the Sq D vacuum switch. The vacuum gauge assists in initial installation.

6.2 DC/DC CONVERTERS



DC/DC Converters charge the 12 V auxiliary battery by converting the voltage of the battery pack. They maintain head light brightness, a safety feature. They are the equivalent to an alternator in an ICE vehicle.

ElCon DC/DC converters are now being offered with auxiliary components; they are a low cost alternative to the Zivan DC/DC converters.

Transelectric DC/DC Converters are available for vehicles using a floating 12V system with their traction pack floating system, such as electric boats. These DC/DC converters are low cost.

<u>Model</u>	<u>Input</u>	<u>Output</u>		<u>Efficiency</u>
		<u>Voltage</u>	<u>Amperage</u>	
SM2412-5	24-48V	13.7-13.9V	5	85 %
SM2412-10	24-48V	13.7-13.9V	10	85 %
SM2412-25	24-48V	13.7-13.9V	25	88 %

6.3 FIRST INERTIA SWITCH



First Inertia Switch opens the contactors in case of an accident. This shuts down the power to the controller and motor. The power is off! A must on all Evs!

ANDERSON DISCONNECTS

Anderson connectors for the power cables disconnect easily to perform maintenance. We disconnect our Anderson every time we open the hood; eliminating power to all high voltage components. Nothing is live!



The SBX model is recommended because the connections are recessed so that fingers cannot touch the live connections.

FUSES

Our fuses are designed to operate in the short circuit condition. No nuisance blows during acceleration. A fuse holder is available.

EVA fuses control circuits and the 12V wiring with a unique 4-fuse holder for mounting on the control board or an in-line fuse holder.

EVA supplies Bussman (0-80VDC) and Littelfuse fuses (0-200VDC).

SECTION 7.0 EV CONVERSIONS

7.1 TRUCK CONVERSIONS

EVA started the truck conversion market in 1990. We selected trucks because their:

- *Payload capacity is greater.*
- *Curb weight is similar to many cars.*
- *Cab size minimizes heating.*

Unique features of our design are:



- *Tilt bed construction with the batteries under the bed. This lowers the center of gravity, provides better crash protection, and allows full use of the bed. It remains a truck!*



- *Our electrical components are located on MDO board over the motor. The board can be removed in 5 minutes; the motor in 30!*
- *The control board is hinged so it tilts up for easy inspection of the motor.*
- *Four separate battery boxes minimize exposure to less than 48 volts when performing battery maintenance.*

7.2 AUTOMOBILE CONVERSIONS



Tom Nangle's BMW

Although automobiles are limited by their Gross Vehicle Weight Rating (GVWR), they can be safely converted. If the GVWR is exceeded, the vehicle is there will be additional brake wear, handling problems, and possibly structural failure. Therefore, automobiles can sustain only lightweight battery packs, typically 12 V batteries, to ensure their safety. Design considerations include:

- *Battery location and weight to maintain the weight distribution of the original vehicle.*
- *Component arrangement for accessibility.*
- *Battery boxes venting to prevent the buildup of hydrogen gases.*
- *The use of two contactors, an EVA standard. The primary contactor closes with the ignition switch; the secondary contactor closes with the accelerator pedal.*
- *No power cables inside the passenger compartment*

7.3 LIGHT WEIGHT VEHICLES

EVA can assist you with lightweight vehicles, such as go-karts, motorcycles, riding lawn mowers, and more. The design typically uses 24-48 volt systems. These vehicles provide an opportunity for a high school or individual to become aware of EV technology at a reasonable cost.

7.4 ELECTRIC BOATS



Jim Hulm's 24 ft Thames Launch

EVA can assist you in designing an electric boat and providing components.

Electrics as sailboat auxiliaries make economic sense. EVA has provided components for sailboats up to 50 ft in length. We have also provide systems for bass boats.



7.5 INDUSTRIAL VEHICLES

EVA has designed the drive system for a number of industrial vehicles. This includes a number of rail vehicles; the largest was 150 tons for moving steel ingots. Recently, we have been working with Bangor International Airport in the electrification of their Ground Support Vehicles. This tug is one example.....



7.6 PROTOTYPES

EVA has helped numerous companies, colleges, and individuals build new and unique Evs. This includes industrial vehicles, electric Tuks-tuks in Thailand, electric jet skis, electric snowmobiles, submarines, golf carts, and more.



Tell us your requirements!

SECTION 8.0 COMMERCIAL CONDITIONS

8.1 PRICES OF EVA COMPONENTS

The following identifies many of the available components. To assist you, we will prepare a detailed quotation by system. This will help you understand how each component fits into the total picture.

We do not try to be the lowest on each component. We realize that someone can always offer lower prices. We offer reasonable prices with the best Customer Service. If you do not believe us – simply ask our customers!

Getting started.....

Book “Gasoline to Electric” by Gary Powers \$10

**Book “Build Your Own Electric Vehicle” 2nd Edition
by Bob Brant and Seth Leitman \$25**

**Book “Build Your Own Plug-In Hybrid” \$25
By Seth Leitman**

**Book “Build Your Own Electric Motorcycle” \$25
By Carl Vogel**

EVAmerica Membership \$30 ---- A BEST BUY
*Book “Gasoline to Electric” by Gary Powers
DVD “Safety First” (12 minutes)
with \$120 Discount Coupons
(10% each quarter, max \$30)*

Installation DVD Free*

EV Conversion Guidelines Free*
*This One Inch Notebook
Includes Schematics, Drawings, etc
With Motor/Controller Purchase
Or \$300 Deposit toward system
Non- Refundable*

** with purchase of Motor/ Controller/ System*

IF YOU DO NOT SEE WHAT YOU WANT – JUST ASK

<u>COMPONENT</u>	<u>PRICE</u>
<i>Advanced DC Motors</i>	
<i>A00-4009</i>	<i>\$575</i>
<i>K91-4003</i>	<i>\$650</i>
<i>L91-4001</i>	<i>\$880</i>
<i>X91-4001</i>	<i>\$890</i>
<i>203-06-4001</i>	<i>\$1325</i>
<i>203-06-4001A Dual Shaft</i>	<i>\$1350</i>
<i>203-06-4004</i>	<i>\$1300</i>
<i>FB1-4001</i>	<i>\$1525</i>
<i>FB1-4001A Dual Shaft</i>	<i>\$1550</i>

<i>WarP Motors</i>	
<i>WarP 9</i>	<i>\$1800</i>
<i>WarP 11</i>	<i>\$2900</i>
<i>WarP 11 HV</i>	<i>\$3400</i>

<i>HPEVS</i>	
<i>AC-9</i>	<i>\$2250</i>
<i>AC-9HT</i>	<i>\$2650</i>
<i>AC-12</i>	<i>\$2950</i>
<i>AC-15</i>	<i>\$2800</i>
<i>AC-15HV</i>	<i>\$3100</i>
<i>AC-20</i>	<i>\$3000</i>
<i>AC-20HV</i>	<i>\$3200</i>
<i>AC-35</i>	<i>\$3700</i>
<i>AC-35HV</i>	<i>\$4100</i>
<i>AC-50HV</i>	<i>\$4500</i>

Clutchless Design (Advanced DC Motors)

<i>Adaptor Plates (1/2" Thick)</i>	<i>\$220</i>
<i>Aluminum Spacer (Two typically required)</i>	<i>\$90 each</i>
<i>Motor Coupling</i>	<i>\$325</i>

ALLTrax Controllers – Programmable

<i>AXE-2444 (12-24V 400A)</i>	<i>\$400</i>
<i>AXE-4834 (24-48V 300A)</i>	<i>\$320</i>
<i>NPX-4834 Non Programmable</i>	<i>\$250</i>
<i>AXE-4844 (24-48V 400A)</i>	<i>\$390</i>
<i>NPX-4844 Non Programmable</i>	<i>\$300</i>
<i>AXE-4845 (24-48V 400A)</i>	<i>\$420</i>
<i>AXE-4855 (24-48V 500A)</i>	<i>\$550</i>
<i>AXE-4865 (24-48V 600A)</i>	<i>\$630</i>
<i>AXE-7235 (24-72V 300A)</i>	<i>\$480</i>
<i>AXE-7245 (24-72V 400A)</i>	<i>\$640</i>

The “P” version with Plug Braking adds \$25 to the above pricing.

Curtis Controllers - More than 100 models are available

The following are the most popular.

<i>1209B-6402 (48-72V 400A)</i>	<i>\$780</i>
<i>1221C-7401 (72-120V 400A)</i>	<i>\$1075</i>
<i>1231C-7701 (72-120V 550A)</i>	<i>\$1495</i>
<i>1231C-8601 (96-144V 500A)</i>	<i>\$1495</i>

evnetics

<i>Soliton 1</i>	<i>\$2900</i>
<i>Soliton Throttle</i>	<i>\$150</i>

NetGain Controls

<i>WarP Drive Controller 160 / 1000</i>	<i>\$1900</i>
<i>WarP Drive Controller 160 / 1200</i>	<i>\$2200</i>
<i>WarP Drive Controller 160 / 1400</i>	<i>\$2500</i>
<i>WarP Drive Controller 260 / 1000</i>	<i>\$2700</i>
<i>WarP Drive Controller 260 / 1200</i>	<i>\$3000</i>
<i>WarP Drive Controller 260 / 1400</i>	<i>\$3300</i>
<i>WarP Drive Controller 360 / 1000</i>	<i>\$3600</i>
<i>WarP Drive Controller 360 / 1200</i>	<i>\$3900</i>
<i>WarP Drive Controller 360 / 1400</i>	<i>\$4100</i>

<i>Liquid Cooling Kit – Basic</i>	\$225
<i>Liquid Cooling Kit – Better</i>	\$275
<i>Liquid Cooling Kit – Best</i>	\$300
<i>HEPA – Pedal Assembly</i>	\$160
<i>HETA – Throttle Assembly</i>	\$175
<i>EVA Heat Sink/ Fan (12V)</i>	\$50
<i>Recommended for 1209, 1221 & 1231 controllers</i>	

Potboxes

<i>PB-6</i>	\$90
<i>PB-9</i>	\$90

<i>FP-2 Footpedal</i>	\$250
<i>FP-6 Footpedal</i>	\$145
<i>Potentiometer (98191)</i>	\$20
<i>Replacement</i>	

Merritt Controls

<i>Pro-4 Throttle Assembly Spring Loaded</i>	\$240
<i>Pro-4 Throttle Assembly Friction Brake</i>	\$250

Batteries Let us calculate your specific needs.

EVA works with the local Trojan Dealers across the country to eliminate shipping. Due to the high cost of lead, there may be a core charge of \$10 - \$40.

Trojan Batteries Pricing based on minimum of 10

<i>T-105 (6V)</i>	<i>Upon Request</i>
<i>T-125 (6V)</i>	<i>Upon Request</i>
<i>T-145 (6V)</i>	<i>Upon Request</i>
<i>T-875 (8V)</i>	<i>Upon Request</i>
<i>30XHS</i>	<i>Upon Request</i>
<i>T-1275(12V)</i>	<i>Upon Request</i>

Battery Prices may vary slightly due to location. Sometimes lower.

DC/DC Converters

<i>ElCon DC-DC Converters</i>	\$250
<i>SME (24-48V)</i>	
<i>10 amp</i>	\$100
<i>25 amp</i>	\$215

Albright Contactors – Other special contactors are available
 There are more than 1000 models available; these are the most popular.

SW-80 (On/Off 100A)	\$70
SW-80P (Protected)	\$80
DC-88 (Reversing 100A)	\$150
DC-88P (Protected)	\$160

SW-180 (On/Off 150A)	\$90
DC-182 (Reversing 150A)	\$225

SW-200 (On/Off 250A)	\$150
SW-202 (Reversing 250A)	\$360

Kilovac Contactors – For high voltage systems
 EV200AAANA \$185

Zivan Chargers –
 The charger is for a specific voltage; our pricing groups different chargers together.

NG1 115 VAC 12-60V 900 watts	\$530
NG3	
230 VAC Input	
NG3 24-108V* 2800 watts	\$1030
NG3 120-288V* 2800 watts	\$1030
NG5 36-240V 4800 watts	\$1495

*Available in 120VAC but at reduced power (1700 watts)

Options

Thermal Compensation Probe	\$40
----------------------------	------

PFC Chargers

PFC-1500	\$530
PFC-2000+	\$665
PFC-3000	\$1030
PFC-4000	\$1380
PFC-5000	\$1585

Quick Charge – Over 100 chargers available!

115VAC Chargers

SCO -48-15 (48V 15 amps)	\$350
SCO -72-20 (72V 20 amps)	\$500
SCO -96-12 (96V 12 amps)	\$500
SCO -120-10 (120V 10 amps)	\$500
SCO -144-8 (144V 8 amps)	\$500

230VAC Chargers

<i>SCPX -96-20 (96V 20 amps)</i>	<i>\$800</i>
<i>SCPX -120-20 (120V 20 amps)</i>	<i>\$800</i>
<i>SCPX -144-20 (144V 20 amps)</i>	<i>\$800</i>
<i>SCPWX-120-20/10 (120V 20 or 10 amps)</i>	<i>\$880</i>
<i>SCPWX-144-20/8 (144V 20 or 10 amps)</i>	<i>\$880</i>

Standard Instrumentation

<i>Voltmeter (Westberg)</i>	<i>\$65</i>
<i>20-60 V</i>	
<i>60-160 V</i>	
<i>80-180 V</i>	

<i>Ammeter (Westberg)</i>	<i>\$65</i>
<i>0-200 Amps</i>	
<i>0-400 Amps</i>	
<i>0-500 Amps</i>	

<i>Shunt – 50mV</i>	<i>\$30</i>
---------------------	-------------

Fuel Gauges

<i>Curtis Instruments</i>	
<i>900R Fuel Gauge (12-48V)</i>	<i>\$130</i>
<i>900R Fuel Gauge (60-96V)</i>	<i>\$150</i>
<i>enGage II (24-48V)</i>	<i>\$130</i>

Electric Conversions (Importer)

<i>ElCon Fuel Gauges 48V – 120V</i>	<i>\$85</i>
-------------------------------------	-------------

NetGain Controls

<i>Speed Sensor</i>	<i>\$100</i>
---------------------	--------------

Vacuum Equipment

<i>Gast Vacuum Pump (12V)</i>	<i>\$225</i>
<i>Square D Vacuum Switch</i>	<i>\$135</i>
<i>Vacuum Gauge – Set up</i>	<i>\$15</i>

Power Cable & Lugs

<i>Cable is drop shipped from our supplier</i>	
<i>1 Ga Cable – Black (ft)</i>	<i>\$2.50</i>
<i>2/0 cable – Black (ft)</i>	<i>\$4.00</i>
<i>2/0 cable – Red (ft)</i>	<i>\$4.00</i>
<i>2/0 cable – Orange Flex (ft)</i>	<i>\$5.00</i>

Heavy Duty Lug – You cannot find better!

1 Gauge	\$2.00
2/0 Gauge	\$2.50
Round Automotive Lug	
2/0	\$3.50
Heat Shrink w/ sealant	\$6/ft Average of 8 connections per foot
<i>This heat shrink is unique in sealing your connections!</i>	

Safety Components - EVA is the Leader in Safety

Anderson Connectors (each half)

SB-50 (10 ga)	\$10
SBX-175 (1 ga)	\$24
SBX-350 (2/0)	\$32

Buss Fast-Acting Fuses (limited to 80V Maximum)

ANN – 100	\$25
ANN – 300	\$25
ANN – 400	\$42
ANN – 500	\$42
Buss Fuse holder	\$25

Littelfuse Fast-Acting

L25S-400	\$55
L25S Holder	\$25
KLK Fuse	\$10
KLK Fuse Holder	\$10
First Inertia Switch	\$45
Fuse holder (4 Fuses)	\$15
<i>For Automotive Fuses – ATO Type</i>	
In-Line Fuse holder	\$5

Electric Heater Package \$180

*Package includes 1500 watts ceramic heater,
wiring, SB-50 connectors, Albright SW-80B contactor,
mounting plate, fuse and schematic*

Neoprene Rubber (3 ft wide)	\$12/ft
Terminal Protective Covers	\$1.50
Vinyl hose (Clear)	\$1.50
Clamps for Vinyl hose	\$1.00

FOR TRUCKS

Motor Mount	\$180
Truck Rear Pneumatic Lifts	
150 lb lifts with Hinge & Reinforcement	\$150
200 lb lifts with Hinge & Reinforcement	\$200

TOOLS

<i>Cable Cutter</i>	\$18	
<i>Hex Crimp Tool</i>	\$280	<i>To assist you, we also rent this tool.</i>
<i>Quick Heat Gun</i>	\$60	<i>To assist you, we also rent this tool.</i>

Tool Rental(Deposit Required)

<i>Industrial Crimper/Cutter</i>	\$15/wk
<i>(includes crimper, cutter, 10 lugs -</i>	<i>\$300 deposit)</i>

<i>Heat Gun</i>	\$8/wk
-----------------	--------

Visa/ MasterCard/ Discover/AmEx
This will expedite your shipment
Same day shipment in most cases.

8.2 SHIPPING

All items weighing less than 150 lbs are shipped by United Parcel Service (UPS).. Heavier components will be shipped by motor freight (Yellow Freight or UPS Supply Chain Solutions).

8.3 WARRANTY

Most EV components have a one-year replacement warranty. These warranties do not cover damage due to improper installation, abuse, disassembly of the component, or damage to other components or assemblies. The manufacturer determines the extent of the warranty and its applicability.

8.4 DISCLAIMER

Electric Vehicles of America, Inc. is not responsible for the installation, maintenance, use, or abuse of these components. The Purchaser is responsible for proper and safe installation, operation, and maintenance of components and the use of all tools used for that purchase. It is the Purchaser's responsibility to follow correct and proper conversion procedures for the specific vehicle and to adhere to safety precautions related to high voltage DC electrical systems. Therefore, the Purchaser agrees by placing the order and accepting delivery of the components from Electric Vehicles of America, Inc. that all components are used at the Purchaser's risk.

The Purchaser will indemnify and hold Electric Vehicles of America, Inc., its stockholders, its employees, and its representatives free and harmless from all loss, liability, or damage resulting from any use of these components.

8.5 RETURNS

Prior to returning any component, EVA must be contacted and will provide specific instructions.

Any return on an electronic component normally stocked requires verification of proper operation and a new condition. Any refund may include deductions for additional shipping costs, any repair costs for damage, and/or a restocking charge depending on the "as received" condition of the returned component. The customer is responsible for proper shipping and insurance with any returned component.

Special orders cannot be returned unless in new condition and authorized by the original manufacturer.

Returned components in an unused condition will be charged a re-stocking fee. This fee is 20% of the price or \$10, whichever is greater.

SECTION 9.0

EVA DOCUMENTATION

9.1 EVA INSTALLATION MANUAL

With the order of the motor or controller, EVA provides the EVA Installation Manual and “Safety First” and “S-10 Installation” Videotape. The Installation Manual is a 1-inch notebook, detailing the installation of each component as well as schematics, etc. We can email the Table of Contents.

9.2 EVA VIDEOS

Our “Safety First” (12 minutes) shows how our technical paper “Safety First” is designed into a vehicle.

Our “S-10 Installation” (approximately 45 minutes) shows an S-10 being assembled. The installation includes a control board design and a tilt bed with the batteries under the bed.

9.3 “EVAmerica” FREE NEWSLETTER

Our monthly newsletter “EVAmerica” helps you build and maintain a better EV. Each newsletter provides new ideas in building and maintaining your EV.

You can sign up for our FREE monthly newsletter at www.EVAmerica.com or just ask us, and we will sign you up. In the newsletter, we may highlight a customer or a shop, have a trivia contest, have an article describing various topics including how to size a motor for your application and how to pick the right controller or battery charger.

SECTION 10.0 EVA ADDITIONAL SERVICES

10.1 TECHNICAL SUPPORT (*calculations, motor drawings, etc.*)

In addition, we are here to support you through the conversion process and as you drive your EV. Not only do we have the “hands on” experience” of building EVs (trucks, vans, cars, parade vehicles, etc.) but we also have the skills to troubleshoot your problems, if they occur. You can contact EVA through E-Mail, phone, or fax .

10.2 TOOL RENTAL

EVA rents the crimping tool so that you can make the best connections possible. Our rental package includes the crimper, cable cutter, extra lugs.

10.3 CREDIT CARDS ACCEPTED

Remember, EVA accepts Visa, MasterCard, Discover, and America Express to make your order as simple as a phone call. You call one day, and delivery can be the next day. Please do not forward your credit card information via email.

10.4 OTHER FORMS OF PAYMENT

*Personal Checks, Money Orders, Cashiers Checks
Items will not be immediately because of the possibility of fraud, bad checks, etc. EVA will wait up to 2 weeks for checks to clear before sending merchandise. Unfortunately, EVA learned the hard way that not all people and businesses are honest.*

Bank Transfers

For international business customers, we accept bank transfers.

We look forward to working with you on your EV Project!

**Bob Batson P.E.
Electric Vehicles of America, Inc.
Wolfeboro, NH 03894**

**(603) 569-2100 (603) 569-2115 Fax
www.EVAmerica.com Sales@EVAmerica.com**

“EVA – Customer Service is No. 1 !”

APPENDIX A EXPERIENCE

EVA was founded in 1988 to serve individuals, high schools, colleges, businesses, and electric utilities. We provide “one stop” shopping to help you purchase the electric components that will meet your specific requirements. Part of our service is to provide calculations that will identify the required hp, amperage, and range of your vehicle before you make any purchase.

Some of our Customers include:

<u>Government/Utility</u>	<u>Industry</u>	<u>Educational</u>
<i>Braintree Light</i>	<i>Briggs & Stratton</i>	<i>Bolton High School</i>
<i>CMEEC</i>	<i>Consolidated Yacht</i>	<i>Cornell University</i>
<i>Museum of Science</i>	<i>Disney Imagineering</i>	<i>Dartmouth College</i>
<i>Kansas Electric Research</i>	<i>Dow Chemical</i>	<i>Great Oaks High School</i>
<i>Utility Projects</i>	<i>Energy Partners</i>	<i>Hong Kong University</i>
<i>NC DOT</i>	<i>Ethan Allen</i>	<i>20 High Schools in NC</i>
<i>NYSTEC</i>	<i>Evonyx</i>	<i>University of Michigan</i>
<i>Taunton Light</i>	<i>Millennium Cell</i>	<i>University of New</i>
<i>U.S. Air Force</i>	<i>Nuvera Fuel Cell</i>	<i>South Wales</i>
<i>U.S. Coast Guard</i>	<i>Saturn Corporation</i>	<i>University of Tennessee</i>
<i>U.S. Military Academy</i>	<i>Steven King Red Rose</i>	<i>University of Wisconsin</i>
<i>City of Bangor</i>	<i>Trix Rods & Racers (Batmobile)</i>	

We share our experience in:

- **SAFETY.**

EVA is the leader in EV safety. Be sure to read our “Safety First” technical paper.

- **QUALITY COMPONENTS.**

We only sell it if we will use it in our own conversions. We stress reliability and affordability.

- **EV CONVERSIONS.**

Our conversions include trucks, cars, vans, parade vehicle, and more. Hands-on experience to help you solve any problem.

- **SERVICE.**

EVA is the leader in Customer Service. You are No.1 !

APPENDIX B

DESIGNING YOUR EV

B.1 ESTABLISHING YOUR CRITERIA

A good design is the result of careful consideration of each component and its potential impact on the safety of the overall vehicle. Therefore, it is important to establish your safety criteria.

At EVA, our criteria for a safe design is:

- *Design for a “Single Failure”.*
No component should jeopardize safe operation!
- *Provide “redundancy” of safety components*
(e.g. fuses, contactors, etc.)
- *“Separate” high voltage components,*
especially the positive and negative side.
- *Allow accessibility around components*
so maintenance can be performed safely.
- *Keep high voltage power cable out of the passenger compartment.*

Next, we developed engineering criteria.

- *The vehicle must accommodate the weight of the batteries.*
- *The batteries should be located outside the*
passenger compartment and restrained.
- *A small passenger compartment will minimize*
heating and/or cooling requirements.

B.2 SELECTING A VEHICLE

To help you select an EV to meet your needs, we provide the following guidance:

- *Define the propose for your vehicle and its design features. Define its daily range, loads, typical speeds, terrain, weather conditions, etc. Will you use it for commuting? Will your employer let you charge?*
- *Review the vehicles manufactured that might meet your requirements.*
- *Select one or two specific vehicles. Compare their weights, available room for batteries, rolling resistance, aerodynamic drag, and other characteristics.*

EVA has written a technical paper “Selecting A Vehicle for Conversion”; this paper is available via our website at www.EVAmerica.com/page814.html.

B.3 SELECTING COMPONENTS

You will invest thousands of dollars in your EV as well as many hours. These guidelines are offered to help you select components:

- *Large diameter motors are more efficient.*
- *The peak horsepower of a motor is 2-3 times its continuous rating. (nameplate)*
- *Every 1000 lb. of vehicle weight requires approximately 6 HP continuous.*
- *Higher voltage provides better acceleration.*
- *Range is a function of pounds of fuel, in this case, the fuel is lead.*
- *The more fuel the greater your range, but the heavier the EV.*

In addition to the basic components, you will also need contactors, instrumentation, cable, lugs, and more. These additional components are critical, because they directly affect performance. For example, using poor quality lugs and undersize cable can decrease your range significantly. All of the components should function together as a system.

B.4 FINALIZING YOUR DESIGN

At EVA, we will assist you in selecting the best EV component package by:

- *Performing EV calculations comparing various designs (vehicles, voltages, batteries). These calculations are available via E-mail.*
- *Developing a detailed quotation. This is also available via E-mail.*

B.5 BUILDING YOUR EV

EVA will assist you by providing our “EV Installation Guidelines” and “Safety First” video. The guidelines include installation instructions, manufacturer’s drawings, electrical schematics, arrangement drawings, and more.

Most important, we are as close as your phone or computer. If you have a question during the conversion, just call. We are always available by phone, FAX or E-mail at Sales@EVAmerica.com We are here to support you and make your EV the very best!

***Bob Batson P.E.
Electric Vehicles of America, Inc.
Wolfboro, NH 03894***

***(603) 569-2100 (603) 569-2115 Fax
www.EVAmerica.com Sales@EVAmerica.com***

“EVA – Customer Service is No. 1 !”

September 2010